

Happy Birthday Juliette Low



girl scouts 
of eastern
massachusetts

Happy Birthday Juliette Low



Dear Friend,

For Girl Scouts, Halloween is much more than costumes and candy – it's also our founder's birthday! Girl Scouts across the country celebrate October 31 each year as Founder's Day. The date was chosen to celebrate our Founder, Juliette Gordon Low, because it's the anniversary of her birthday. In 1860, Juliette Gordon Low was born in Savannah and began a life that would ultimately lead to the creation of our beloved organization!



Here are 6 Fun Facts about Juliette that you might not yet know:

1. She was born on October 31, 1860 in Savannah, Georgia.
2. Her childhood nickname was Daisy which serves as inspiration for the first two years of Girl Scout membership (K-1 grades).
3. She was nearly deaf – but she didn't let it stop her from being the life of the party!
4. Juliette loved to tell stories and rescue stray animals.
5. She would do a headstand every year on her birthday.
6. She sold her prized pearls to raise money for Girl Scouting.

To celebrate, many of our troops celebrate through birthday parties, costume parties, service projects, and more! In this activity book, you will learn more about our founder and activities that you can do on your own or with your troop.

There are tons of ways to celebrate. Have fun!

— Your Friends at Girl Scouts of Eastern Massachusetts

Happy Founder's Day!



Juliette
"Daisy"
Gordon Low

Play a Game

Games are fun to play to when celebrating birthdays. Help to celebrate Juliette's birthday by inviting a friend to play these games with you.




- **Pancake flipping:** This was a game that was played when Juliette was a girl. Make some pancakes, just make sure they are overcooked so they are firm and won't break. Give each girl a pancake and plate. See how many times your girls can flip the pancake before dropping it.
- **Juliette Says:** This game is played just like Simon Says, substituting "Simon" for "Juliette"
- **Victorian-era games:** Play games from "Daisy's days" like hopscotch, tag, chess, checkers, or spinning tops.
- **Kim's Game:** (see the next page) Kim's Game is an observation and memory game played by Boy Scouts, Girl Scouts, and Girl Guides. The name is derived from Rudyard Kipling's 1901 novel *Kim*, in which the hero, Kim, plays the game during his training as a spy. The training involved showing Kim a tray of stones and gems for one minute. After covering the tray, they would ask Kim how many stones he saw and what kind of stones they were. Rudyard Kipling was a good friend of both Robert Baden-Powell, founder of the Boy Scouts and Girl Guides, and Juliette Low, founder of the Girl Scouts (USA.)

Play a Game

Kim's Game

The pictures below stand for facts or events from Juliette Gordon Low's life. Study them for one minute and then cover the pictures up with a piece of paper. Then write down or draw the pictures you remember in the box. How many do you remember? Uncover to check your work.



Halloween S'mores

Girl Scouts love making s'mores. While the traditional way to make s'mores is to cook them over a fire, you can easily whip these up in the microwave as well. Just pop them in the microwave for about 10 seconds to let them get a bit gooey. The marshmallows get GIANT in the microwave as they're cooking. It's really actually quite cool to see!



What you need:

- 4 Graham crackers
- 4 Halloween Peeps
- 1 Hershey bar.

Here's an easy "campfire-free" recipe.

(Reminder to never cook without adult supervision)

1. Break each of the 4 graham crackers in half so you have 8 squares.
2. Place 4 of the graham cracker squares on a microwave safe plate.
3. Place piece of chocolate on each cookie (you will need to break the segments up depending on size of your chocolate bar).
4. Place one marshmallow on top of each chocolate segment.
5. Microwave the s'mores for 10-15 seconds. The marshmallows will expand as they heat.
6. Remove the plate from the microwave and carefully top each marshmallow with another cracker square, squishing the marshmallow down.
7. Enjoy!

Halloween Scavenger Hunt

Go on a SPOOKY scavenger hunt this halloween!
Cross off items that you see when you are out and about.




Happy Birthday Juliette Gordon Low!

Service Projects

Service projects are an important part of the Girl Scout leadership experience. They help girls begin to realize how they can help others, identify the issues in their community that need help and provide a platform for girls to learn project management.

SERVICE PROJECT IDEAS:

- **Birthday in a Bag:** Put together bags with everything you need to have a party. Sometimes circumstances prevent people from being able to celebrate their birthdays. A “Birthday in a Bag” kit can help others feel special on their birthdays. Once your kits are made, donate them to local shelters or food pantries. If you are interested in knowing what to put in a birthday bag and see how another troop also earned the Considerate and Caring Petal.
- Collect towels & blankets and help an Animal Shelter
- Organize a food drive in your neighborhood
- Make a card for our service men & women for Veteran’s Day on November 11.
- What other ideas can you come up with?



Happy Birthday Juliette Gordon Low!

Make a Halloween Puppet



What you need:

- printable template (see next page)
- scissors
- glue
- coloring supplies


Directions:

1. Print out the template on the next page. You can print on regular print paper although heavier print paper is recommended.
2. Color in the face with markers, crayons, or paint.
3. First make a cut to separate it from the strips, don't yet trim it.
4. You'll notice there are dotted gray lines next to the puppet, showing you where you need to make the folds.
5. Make the folds along those dashed lines on puppet and straps.
6. Now cut out the puppet and the straps along the black outlines.
7. Glue the straps (arched) on the back of the puppet.
8. Your halloween puppet is ready to be played with. Have fun!



For more templates and a video tutorial visit:
easypeasyandfun.com/printable-halloween-puppets

Happy Birthday Juliette Gordon Low!



Glue
here

Glue
here

strap

strap

Glue
here

Glue
here

Safety First

Girl Scouts always practice being safe. Here are some ways that you can be safe for Halloween.



Happy Birthday Juliette Gordon Low!