

# 2020 COOKIE PROGRAM ACCOMPLISHMENTS

**2,493,911**  
PACKAGES  
SOLD BY  
GIRLS

**2020 NEW  
RECORD!!**

**122 PER GIRL  
AVERAGE**

113 PGA - 2019

**20,519**  
GIRLS  
PARTICIPATED

**2,176**  
TROOPS  
PARTICIPATED

**33,000+**  
PACKAGES  
DONATED TO THE  
MILITARY, FOOD  
PANTRIES &  
HEALTHCARE

**111,120**  
PACKAGES  
SOLD  
ONLINE

TROOP PROCEEDS  
2020 \$2,247,726  
2019 \$2,087,852

GIRL RECOGNITIONS  
T-shirts earned: 7,783

COOKIE CREDIT TOTALS  
2020 \$213,334  
2019 \$185,717

500 CLUB  
2020 573 Girls  
2019 464 Girls

TOTAL PACKAGES SOLD  
2020 2,493,911  
2019 2,317,020

CUPBOARD ACTIVITY  
2020 2,349,624 pkgs.  
2019 2,202,927 pkgs.

DIRECT SHIP  
2020 111,120 pkgs.  
2019 89,448 pkgs.

COBS OPPORTUNITIES  
MBTA 339 offered  
Malls 660 offered  
Misc. 61 offered

PACKAGES SOLD\*\*  
MBTA 76,852  
Malls 54,450  
Misc. 6,187

Unreported COBS: 42  
Cancellations: 86  
Not Filled: 78

\*\* Numbers based on  
reported totals

## Participation by Level

LEVEL	Girls Selling		Packages Sold		Per Girl Average	
	2019	2020	2019	2020	2019	2020
<b>Daisy</b>	4,547	4,698	426,240	456,456	94	97
<b>Brownie</b>	6,718	6,190	691,128	695,292	103	112
<b>Junior</b>	4,740	4,659	550,836	606,708	116	130
<b>Cadette</b>	2,314	2,216	291,156	306,072	126	138
<b>Senior</b>	521	458	57,396	65,016	110	142
<b>Ambassador</b>	289	261	45,000	35,316	156	135
<b>Juliette</b>	7	18	480	2,687	68	149
<b>Multi-Level</b>	1,418	1,952	212,508	289,092	0*	0*
<b>Outreach</b>	5	66	84	3,228	0*	0*

\*We do not calculate PGA for this level as it includes several categories for girls.



# 2020 COOKIE PROGRAM ACCOMPLISHMENTS

## Top 5 Troops Based on Per Girl Average (PGA)

SERVICE UNIT	LEVEL	TROOP	PACKAGES SOLD	PER GIRL AVERAGE
Taunton	Senior	85115	8,052	2,013
Foxboro	Cadette	76045	2,725	908
Quincy	Ambassador	85383	4,377	730
Quincy	Senior	85042	5,291	661
Walpole	Ambassador	73439	2,592	648

## GSEMA Cookie Entrepreneurs!

SERVICE UNIT	LEVEL	TROOP	GIRL	PACKAGES SOLD
Quincy	Ambassador	85383	Brianna Joyce	3,298
Taunton	Senior	85115	Samantha Avila	3,026
Taunton	Senior	85115	Sophia Pinarreta	3,026
Marblehead	Cadette	86287	Scarlett Kindle	2,618
Quincy	Cadette	68282	Madelyn Yang	2,088



## Top 5 Council Organized Booth Sale Locations


LOCATION	TOTAL OFFERED	TOTAL REPORTED	PACKAGES SOLD
Burlington Mall	95	91	12,767
Northshore Mall	95	81	11,266
Back Bay – MBTA	40	39	10,610
Harvard – MBTA	39	39	9,544
Copley - MBTA	38	33	8,659

## TOTAL CASES SOLD BY FLAVOR

Does not include Cookie Share





 **THIN MINTS**  
**60,580**


 **CARAMEL deLITES**  
**42,311**


 **PB PATTIES**  
**27,153**

 **LEMONADES**  
**16,894**

 **S'MORES**  
**14,831**

 **THANKS-A-LOT**  
**14,277**

 **PB SANDWICH**  
**12,850**

 **SHORTBREAD**  
**12,669**

 **GF CARAMEL CHOC CHIP**  
**3,496**

THANK YOU  
VOLUNTEERS

